



# 20W LED Wall Pack Light



### Features

- Lumileds LED, high luminous efficiency and long working life.
- High efficiency LED Driver, the wide range input voltage AC120-277V.
- Die Cast aluminium cooling design, high quality and better cooling for LED  $T_j < 85^{\circ}\text{C}$ .
- Excellent Optics design, greatly improve the light utilization and evenness.

### Product Applications

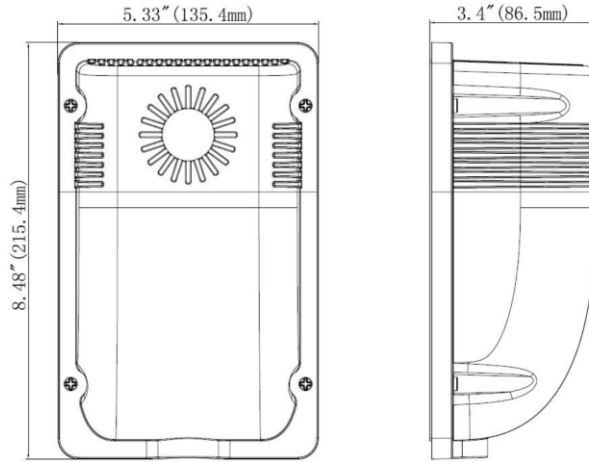
WISDOM LED Wall Pack Light series can be widely used in indoor or outdoor lighting (Wet location), like mechanical or electronic processing workshops, storage warehouses, steel mills, gas stations, toll booth, waiting rooms, the platforms of railway station, indoor stadiums.





## Specifications

Unit : inch(mm)




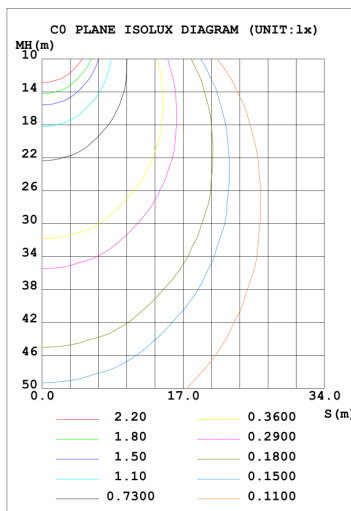
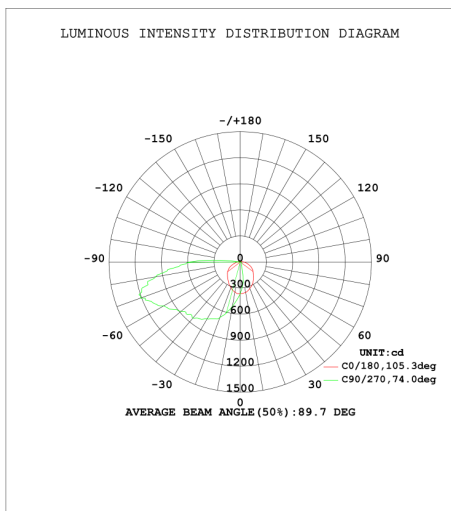
### Structure Features

- Shell materials: Aluminum & PC.
- Finish: Dark Bronze
- Net weight : 1.5Kg (3.3 lbs)
- Product Size:215.4mm\*135.4mm\*86.5mm
- Carton Size:340mm\*290mm\*300mm

## Technical Parameters

WSD-WP02W27-XXK-P			
Power	20W	Lighting Angle	93°
Input Voltage	AC120-277V	LED Brightness Decay	<5%/6000 hrs
PF	>0.95	Working Life	>50000 hrs
Driver Efficiency	>90%	Working Temperature	-30 - +45°C
Luminous Flux	2420 Lm	Storage Temperature	-40 -+80°C
Color Temperature	4000K/5000K	Protection Level	Wet Location/IP65
CRI	Ra>80	Cable	Input Connect, No cable

## Photometry



### Example:WSD-WP02W27-XXK-P

WSD	WP	02W	27	XXK	P
Company	Product	Power	Voltage	Color Temp	Control
	WP	02W(20W)	27	40K(4000K)	P
WISDOM	Wall Pack		AC120-277V	50K(5000K)±500K	Photocell