



45W LED Flood Light



Features

- Lumileds LED, high luminous efficiency and long working life.
- High efficiency LED Driver, the wide range input voltage AC100-277V.
- Die Cast aluminium cooling design, high quality and better cooling for LED $T_j < 85^{\circ}\text{C}$.
- Excellent Optics design, greatly improve the light utilization and evenness.

Product Applications

WISDOM LED Flood Lighting series can be widely used in indoor or outdoor lighting (Wet location), Excellent for Museums, Art Galleries, Shopping Malls, Office Buildings, The lawn, Walls, and many more applications.



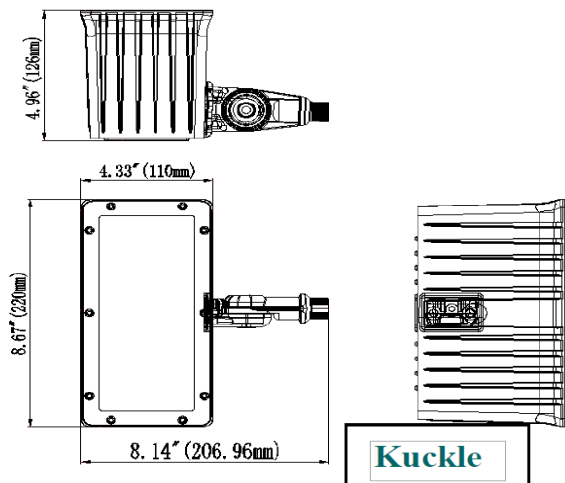
WISDOM OPTOELECTRONICS TECHNOLOGY CO., LIMITED
 Add: FLOOR 8, BUILDING B1 SUNSHINE INDUSTRIAL PARK HEZHOU
 XIXIANG BAOAN DISTRICT SHENZHEN, GUANGDONG, CHINA, 518126.

Tel: +86 755 2744 8585
 +86 755 2744 8884
 Fax: +86 755 2744 8089
 Email: leo.zhu@wisdom-ssl.com
 Website: www.wisdom-ssl.com

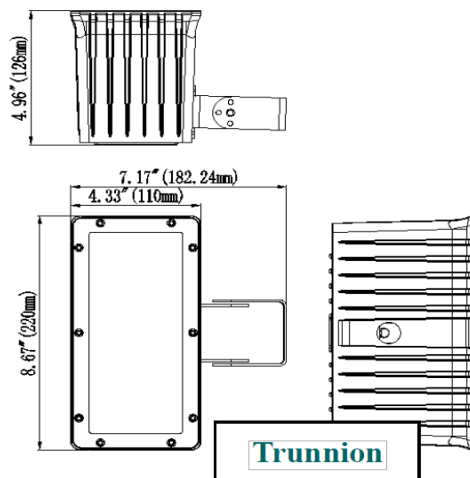


Specifications

Unit : inch(mm)



Kuckle



Trunion

Structure Features


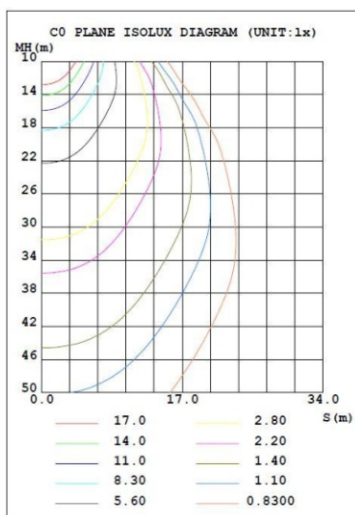
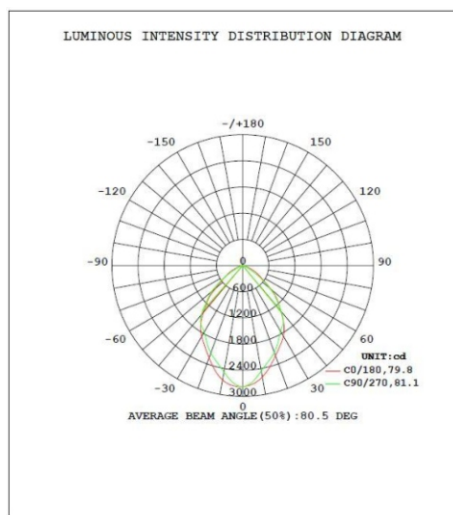
- Shell materials: Aluminum & Glass.
- Finish: Dark Bronze/White
- Net weight : 2.6Kg (5.73 lbs)
- Product Size:220mm*182.24mm*110mm
- Carton Size:265mm*190mm*180mm

Technical Parameters

WSD-FL45W27-XXK-Z[D,W,B]-M[K,T]

Power	45W	Lighting Angle	80°
Input Voltage	AC100-277V	LED Brightness Decay	<5%/6000 hrs
PF	>0.95	Working Life	>50000 hrs
Driver Efficiency	>90%	Working Temperature	-30 - +45°C
Luminous Flux	5400 Lm	Storage Temperature	-40 - +80°C
Color Temperature	4000K/5000K	Protection Level	Wet Location/IP66
CRI	Ra>70	Cable	Input Connect, 0.3m

Photometry



Example:WSD-FL45W27-XXK-Z[D,W,B]-M[K,T]

WSD	FL	45W	27	XXK	Z	M
Company	Product	Power	Voltage	Color Temp	Finish	Mount
	FL	45W(45W)	27	40K(4000K)	D (Dark Bronze)	K
WISDOM	Flood Light		AC100-277V	50K(5000K)±500K	W (White)	Knuckle
					B (Black)	T
						Trunion